

# NEUROLOGY DRUG REPORT

A Comprehensive  
Report for Decision Making

# 2014



- **Detailed Pipeline Analysis**  
*Coverage on all major 19 Neurological Disease*
- **Individual Company Profiles**  
*272 Clinical, 172 Preclinical & 36 Discovery Company*
- **800+ Drugs with Target Details**  
*Wide Coverage on 30+ Neurological Disorders*
- **Identify Untapped Opportunities**  
*Covers all Neuro focused Deals of past 5 years*

# report highlights

**1** *first* Report to cover active 480 companies profile including *Clinical, Pre-Clinical & Discovery* Companies, with 800+ active molecules in development for the treatment of various Neurological Indications.

*Largest Single Source Intelligence Report, with only treatment molecules included.*

**3** *first* Report to cover all active LinkedIn & e-mail IDs of key decision maker (CXOs) in their respective company profiles, to further scales up immense business opportunities in the field.

*First innovative approach that helps to directly identify and link the key decision maker with the report user.*

**2** *first* Report to cover 19+ Neurological Disease full coverage, from latest pipeline updates & analysis to individual indication market size and sales forecast.

*All Active Molecules are hyperlinked to relevant external source to validate the accuracy of Data.*

**4** *first* Report to have all details of companies covered in the form of 480 mini-reports, covering past 5 years major business deals, funding, proprietary technologies and drug updates.

*More emphasis is given on data accuracy with wide data coverage and developing a compact & instant knowledge source.*

## better than others

### COVERAGE .....

Worldwide **31 Countries Coverage**; Active 480 drug developers profiles. Deals, Funding, Technology Partners & Key Decision Makers (CXOs) **e-mails & LinkedIn IDs**. 19+ Indications, with In-depth **Market Analysis & Forecast** of Individual Indication. 800+ Molecules Profiles, **Drug Target & Mechanism of Action**.

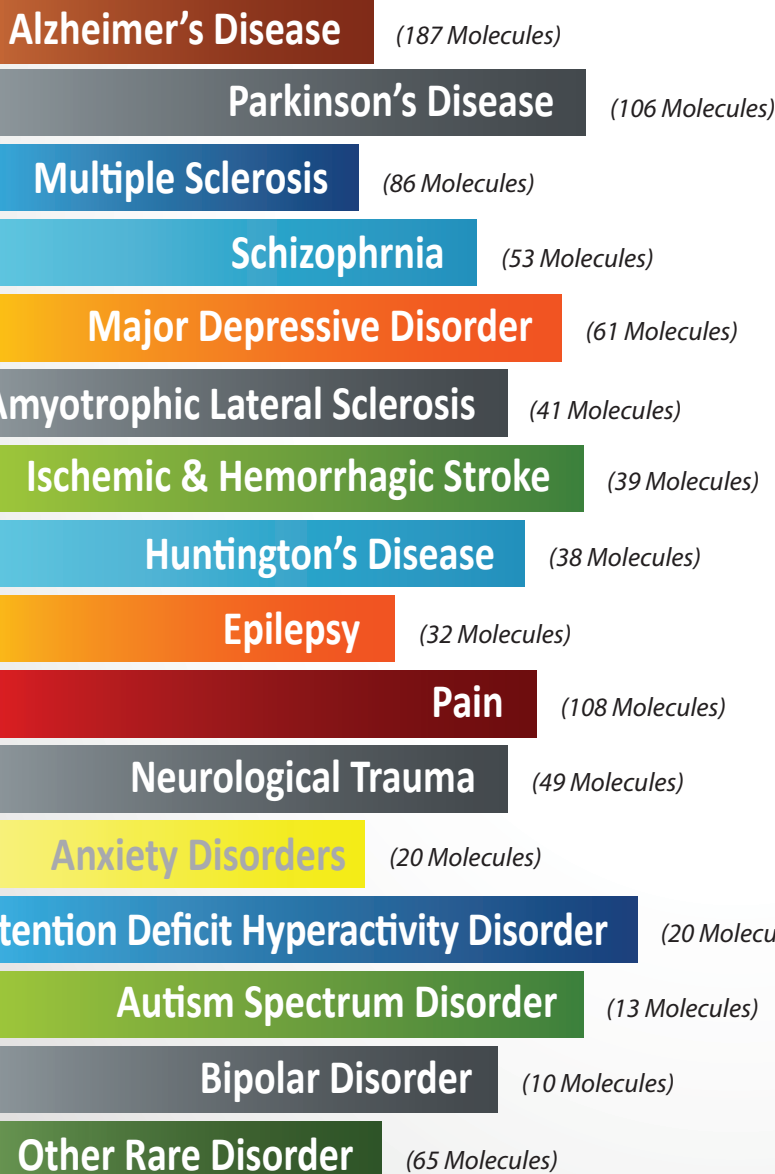
### FOCUSED DECISION MAKING .....

Comprehensive Intelligence - greatly helps to recreate all missing links in **Decision Support**. Duplication of Information is avoided to generate **Precise & Clear Information**. Only Neuro focused **Activities and Deals** are included.

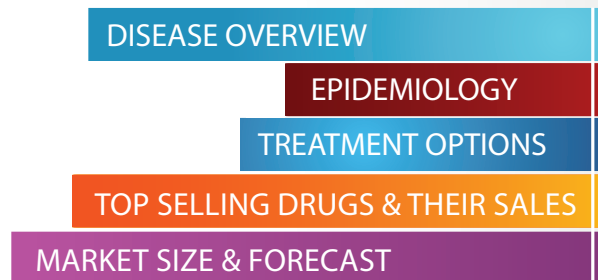
### SAVE TIME & MONEY .....

Single Comprehensive Solution greatly reduces time and keeps **Information at Fingertip's**. Much **Attractively Priced** in compare to peers. First Time Purchase provides an automatic **50% Discount** on next yearly updates.

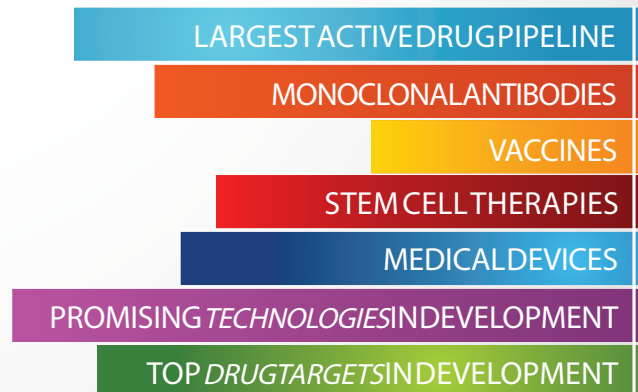
**WIDE**  
*Coverage* on  
**19 Major**  
**Neurological**  
**Disorders**



**COMPLETE INSIGHTS**  
on **INDIVIDUAL DISEASE CATEGORY**



**DETAILED PIPELINE ANALYSIS**  
for **INDIVIDUAL INDICATION COVERING**



check **Table of Contents** and **Sample Pages**, for further Idea on Disease Coverage.

# In compare to others

# NEUROLOGY DRUG REPORT

A Comprehensive Report for Decision Making 2014

	Neurology Drug Report 2014	Other Reports	Other Databases
Layout	Infographics/ Tables / Figures / Featured Boxes	Figures & Tables (usually)	Figures & Tables (usually)
Design	Interactive Colourful Design (easy to read)	Simple Designs	Interactive Complex Design
Updates	Yearly	at release time only	Regularly
Companies Coverage (Clinical)	272 <sup>!</sup>	125-180 Clinical Companies	Large Number with non-active Status
Companies Coverage (Exclusive Preclinical & Discovery)	208 <sup>!</sup>	Usually discovery data is not the part of reports	Updates on Preclinical companies are missing
Platform Technologies Details	✓	✗	✗
Drugs in Development	801 Active Neuro Disorder Treatment Drugs	300-350 Non-treatment drugs are also included	Large Number with mixed and non-active Info
Individual Drug's Mechanism of Actions	✓	✗	✗
First In Class Details	✓	Limited	Limited
Rare Indications Drugs	Yes (69 active molecules for rare diseases)	Yes (Limited Information)	Yes (Limited with noupdates)
Top Drug Targets	✓	May Present	May Present
Total Neurology Indication coverage in single report	19 (Neuro Indications full coverage)	Usually Single Indication Reports	More Emphasis on Main Indications
DETAILED PIPELINE (PH III- I ; PreClinical & Discovery)	✓	Usually Ph III and Ph II	✓
Individual drug's all active Clinical Indications with update status	✓	✗	✗
Top 10 Companies Drug development Strategies	✓	✗	✗
Preclinical Drug Coverage	385 + (active preclinical molecules)	100-150 molecules	200-250 molecules
Market Forecast	✓	✓	✓
Oncology Focused Deals (with size and details)	✓	Depends on Report type	✓
Country Coverage	Worldwide (31 Countries)	US and Europe	US and Europe
LinkedIn & Email Ids	✓	✗	✗
Full References for the validation of Data	✓	✗	✓
Major Emphasis	Bring More Active Data under Analysis	Market Forecasting with the help of available data	Bring more disease areas on the same platform
<b>Price in USD</b>	<b>\$ 3400 USD</b>	<b>approx 6000 USD</b>	<b>approx 15000 USD</b> Annual subscription

<sup>!</sup> Non Active clinical/pre-clinical trials molecules or companies with such data are not considered. Also only Neurology treatment molecules/companies are profiled. No disease care/management molecules are counted/profiled.

# your skilled expert in data support

We are a group of highly innovative professionals, working together to provide the real insights on growing massive biological data.

In last few years, we have developed our proprietary pharma intelligence database with over 14,400+ active companies records, and our core focus is to identify & access technology competitiveness of this daily growing list.

Thanks to our 35,000+ Top Management connections on LinkedIn, which helps us with a constant knowledge sharing on their companies, whenever required.

## Unique features of *Comprehensive Series*

### 1 First

Worldwide coverage on active companies to bring more data under analysis and to provide a complete landscape on drug development.

### 2 Second

All Individual Companies Profiles, covered in the Report, to *cross-check* the intelligence generated in the report, with numerous outlinks to justify all information.

### 3 Third

LinkedIn & E-mail IDs of all key decision maker(s), to identify and link with focused executives for partnering & business development opportunities.

## METHODOLOGY

To present with a comprehensive story we closely monitor all year round activities and follows events, press releases, social media etc., for routine updates.

Also, we subscribes to a large number of extensive & authentic resources to feed our internal Knowledgebase, which together with our primary research & personal interviews enables us to develop a quality and accurate intelligence, in form of *Comprehensive Reports*.

*few* Report Buyers includes

